

**September 2003**

**Catholic Campus Ministry**

***A Report of Findings from CARA's  
Catholic Campus Ministry Inventory***

Center for Applied Research in the Apostolate  
Georgetown University  
Washington, D.C.

**Catholic Campus Ministry**

*A Report of Findings from CARA's  
Catholic Campus Ministry Inventory*

**September 2003**



Mark M. Gray, Ph.D.  
Mary E. Bendyna, RSM, Ph.D.

## Table of Contents

Executive Summary .....	1
Major Findings.....	1
Introduction.....	3
Geographic Distribution of Campus Ministry Sites .....	5
Type of College or University .....	6
Parishes .....	7
Campus Size.....	8
Students.....	9
Race and Ethnicity of Participating Students.....	12
Worship.....	13
Composition of Congregation at Weekend Masses .....	16
Sacraments .....	19
Faith Formation Opportunities.....	23
Campus Ministry Programs .....	27
Faith Formation Courses.....	33
RCIA .....	35
Marriage Preparation .....	37
Liturgy Planning .....	39
Liturgical Ministries .....	41
Music Ministry.....	43
Retreats .....	45
Spiritual Direction.....	47
Volunteering/Service with the Poor and Needy.....	49
Service or Justice Trips.....	51
Peer Ministry.....	53
Leadership/Advisory Board or Committee.....	55
Campus Ministry Staff.....	57
Work Status of Different Types of Staff Members.....	62

Center for Applied Research in the Apostolate  
Georgetown University  
Washington, D.C.

## **Catholic Campus Ministry**

### ***A Report of Findings from CARA's Catholic Campus Ministry Inventory***

#### **Executive Summary**

In March 2003 the United States Conference of Catholic Bishops (USCCB) engaged the Center for Applied Research in the Apostolate (CARA) at Georgetown University to include a series of questions in the CARA Catholic Campus Ministry Inventory 2003 (CCMI). This mail survey was sent in April with a follow-up in May to all Catholic campus ministry sites in the 177 territorial dioceses of the USCCB. A total of 473 Catholic campus ministry sites responded.

#### **Major Findings**

- One in four responding campus ministry sites is associated with a Catholic college or university, another one in four is associated with a private non-Catholic campus, and the remaining half are associated with public colleges and universities. About half of sites were identified by respondents as parishes.
- Almost nine in ten sites report that they celebrate at least one Mass per week. On average, these sites celebrate two or three Sunday/Saturday Vigil Masses and four or five weekday Masses per week.
- Seven in ten of those attending weekend Masses at campus ministry sites are students. Attendees at Masses associated with public universities have higher percentages of local community residents, alumni, or visitors and smaller percentages of students.
- On average, marriage is the sacrament celebrated in the greatest number at campus ministry sites followed by Confirmation, infant Baptism, receptions into full communion, and adult Baptisms. Parish-based sites celebrate more sacraments than non-parish based sites.

- Sites associated with Catholic colleges and universities are much more likely than those associated with non-Catholic campuses to celebrate marriages between couples who are both Catholic.
- Almost eight in ten sites sponsor or provide retreats – the most widely offered campus ministry program, followed by volunteering or service with the poor and needy, music ministry, other liturgical ministries, RCIA, spiritual direction, leadership/advisory board or committee, and service or justice trips. Less than half of sites provide or sponsor liturgy planning, marriage preparation, faith formation courses, or peer ministry.
- The programs attracting, on average, the largest numbers of student participants are volunteering or service with the poor and needy (92 students) and retreats (78 students). Smaller numbers of students, on average, participate in programs for liturgical ministries not including music (36 students), faith formation courses (34 students), service or justice trips (30 students), marriage preparation (21 students), music ministry (16 students), or spiritual direction (13 students). A dozen or fewer students, on average, participate in peer ministry, leadership/advisory board or committee, RCIA, or liturgy planning.
- On average, campus ministry sites have fewer than six professional/ministerial staff members. Half report staff sizes of three or fewer.
- Slightly more than six in ten sites report that at least one staff member is a lay woman – the most likely type of staff person to be identified. About half of sites report at least one diocesan priest on staff, followed by four in ten reporting at least one lay man, a third reporting at least one religious priest, three in ten reporting at least one religious sister, one in ten reporting at least one permanent deacon, and 6 percent reporting at least one religious brother.
- Of these types of staff persons, religious sisters are most likely to be paid and working full time (69 percent), followed by religious priests (51 percent), and diocesan priests (50 percent). The staff person most likely to be serving as a volunteer are permanent deacons (58 percent), followed by lay men (36 percent), and religious brothers (34 percent).
- One in six sites reports that at least one staff member is a current undergraduate student and one in ten indicates that at least one staff member is a current graduate student.

Center for Applied Research in the Apostolate  
Georgetown University  
Washington, D.C.

## **Catholic Campus Ministry**

### ***A Report of Findings from CARA's Catholic Campus Ministry Inventory***

#### **Introduction**

In March 2003 the United States Conference of Catholic Bishops (USCCB) engaged the Center for Applied Research in the Apostolate (CARA) at Georgetown University to include a series of questions in the CARA Catholic Campus Ministry Inventory 2003 (CCMI). This mail survey was sent in April with a follow-up in May to all Catholic campus ministry sites in the 177 territorial dioceses of the USCCB. A total of 473 Catholic campus ministry sites responded.

#### **CARA's Catholic Campus Ministry Inventory**

CARA's Catholic Campus Ministry Inventory 2003 (CCMI) is a single informant survey administered to campus ministry sites in the 177 territorial Latin Rite dioceses<sup>1</sup> of the USCCB. The campus ministry sites for this survey are drawn from two other CARA studies, the first a survey of Diocesan Directors of Campus Ministry and the second the National Parish Inventory (NPI), a survey of all parishes in the United States.

Work on the survey of Diocesan Directors of Campus Ministry began in December 2001 when the Division of Higher Education and Campus Ministry of the Department of Education of the United States Conference of Catholic Bishops (USCCB) asked CARA to collect diocesan level information on campus ministry in the United States. In collaboration with the Assistant Secretary for Catholic Higher Education and Campus Ministry, CARA developed a written questionnaire to be completed by the diocesan director of campus ministry or, for dioceses without such a director, by another diocesan representative familiar with campus ministry in the diocese. One purpose of the questionnaire was to compile, as near as possible, an exhaustive list of campus ministry sites and the directors or contact persons responsible for those sites. Questionnaires for the survey of Diocesan Directors of Campus Ministry were distributed to all Latin Rite dioceses of the USCCB in Fall 2002 with extensive follow-up to encourage participation. A total of 137 out of 177 dioceses returned completed questionnaires. The USCCB later

---

<sup>1</sup> The Archdiocese for the Military Services was not included because the questionnaire was not appropriate to its unique situation.

followed-up with dioceses that did not respond to this survey to identify more campus ministry sites. The USCCB also aided in the cleaning of the list. These combined efforts identified valid addresses for 1,297 campus ministry sites.

In addition to these campus ministry sites, CARA's National Parish Inventory (NPI) was also used to identify other parishes serving as campus ministry sites. The NPI is CARA's comprehensive database of Catholic parish life in the United States. The NPI is a single-informant survey sent to more than 19,000 parishes in the United States, first in 1999 and periodically updated since then. These data include responses to a question inquiring if the parish is a campus ministry site. A total of 54 parishes in the NPI identify themselves as college or university parishes.

These lists of campus ministry sites were merged and cleaned of duplicates and invalid entries identifying a total of 1,351 campus ministry sites in the 177 territorial Latin Rite dioceses of the USCCB. CARA's Catholic Campus Ministry Inventory 2003 (CCMI) was mailed to these Catholic campus ministry sites and a total of 473 responded to the survey (35 percent), an above average response rate for a mail survey. The questionnaire, designed by CARA, includes questions on worship, faith formation, and staffing at campus ministry sites for the 2002-2003 academic year. The analyses reported here include responses to additional questions designed specifically for the USCCB based on the themes and ministerial functions articulated in *Empowered by the Spirit* and *The Gospel on Campus*.

## **Organization of this Report**

The organization of this report mirrors the questionnaire used with the CARA Catholic Campus Ministry Inventory 2003 (CCMI). The first section describes the locations, sizes, and types of colleges and universities with which responding campus ministry sites are associated. These descriptions also include a discussion of the number of students and types of students attending the associated colleges and universities and the racial and ethnic composition of students participating in Catholic campus ministry programs. The information described in this section is used in later sections of the report to explore important differences between sites associated with different types of schools and student populations. The next section of the report details worship and sacramental celebration profiles of the responding campus ministry sites. Sections detailing faith formation programs and campus ministry programs at the responding sites follow. The report concludes with an exploration of the composition of professional/ministerial staffs at the responding campus ministry sites.

## Geographic Distribution of Campus Ministry Sites

*The geographic distribution of the responding campus ministry sites generally reflects the distribution of colleges and universities nationally, with the Northeast having the highest concentration of campuses and the West the lowest.*

<b>Percentage of Sites in U.S. Census Regions<sup>2</sup></b>	
<b><u>Northeast</u></b>	
New England	9%
Middle Atlantic	24
<b><u>Midwest</u></b>	
East North Central	18
West North Central	11
<b><u>West</u></b>	
Pacific	8
Mountain	5
<b><u>South</u></b>	
West South Central	9
East South Central	4
South Atlantic	12

- More than one-tenth of the responding sites (12 percent) are in the state of New York.
- Due to the smaller number of sites in particular sections of the nine Census regions (e.g., East South Central and Mountain), the analyses presented here use the four larger Census regions (Northeast, Midwest, West, and South) for geographic comparisons.

---

<sup>2</sup> *New England* includes Connecticut, Rhode Island, Maine, Massachusetts, Vermont, and New Hampshire.

The *Middle Atlantic* includes New Jersey, New York, and Pennsylvania.

The *South Atlantic* includes Delaware, Maryland, District of Columbia, West Virginia, Virginia, North Carolina, South Carolina, Georgia, and Florida.

The *East South Central* includes Kentucky, Tennessee, Alabama, and Mississippi.

The *West South Central* includes Louisiana, Texas, Arkansas, and Oklahoma.

The *East North Central* includes Ohio, Indiana, Michigan, Illinois, and Wisconsin.

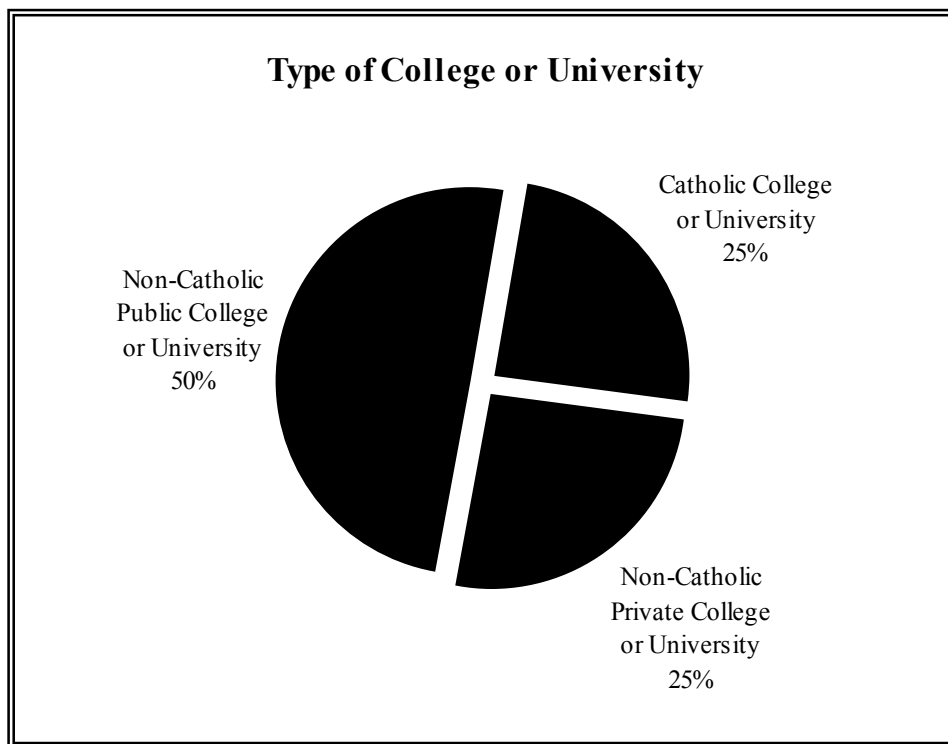
The *West North Central* includes Minnesota, Iowa, Missouri, Kansas, South Dakota, North Dakota, and Nebraska.

The *Mountain* division includes Montana, Wyoming, Idaho, Nevada, Utah, Colorado, New Mexico, and Arizona.

The *Pacific* division includes Alaska, Hawaii, Washington, Oregon, and California.

## Type of College or University

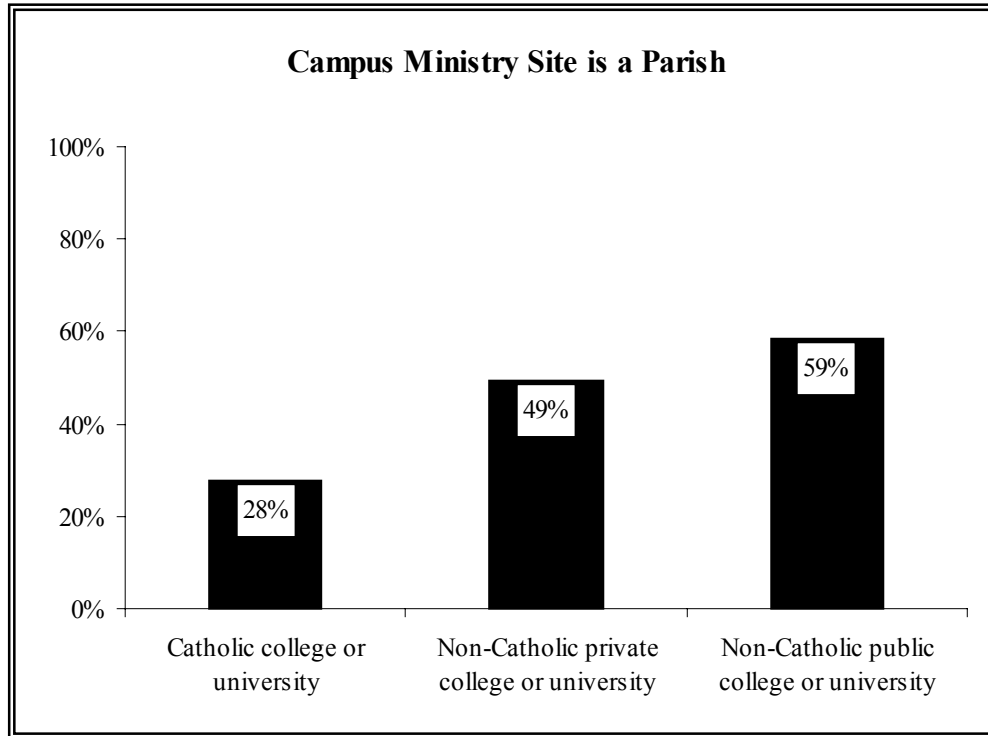
*One in four responding campus ministry sites is associated with a Catholic college or university. About half, are linked to a “state” or public college or university and the remaining quarter are associated with private colleges and universities that are not Catholic institutions.*



- Nine percent of sites are associated with a campus offering only two-year programs/degrees.
- Of the sites associated with a two-year campus, 10 percent are a Catholic college, 87 percent are public colleges, and 3 percent are non-Catholic private colleges.

## Parishes

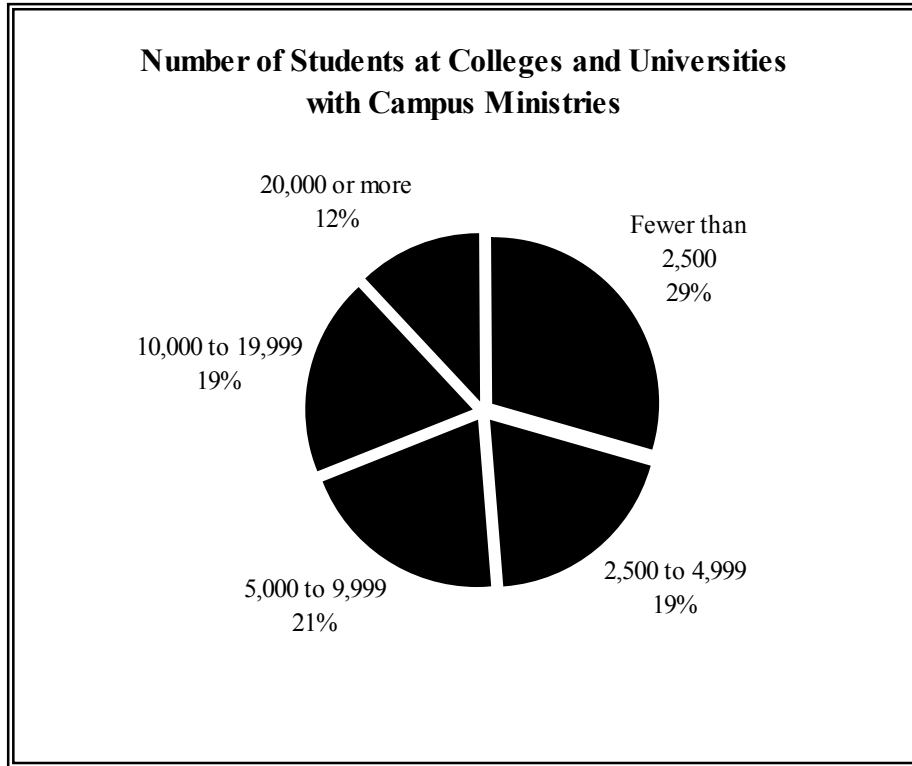
*Half of campus ministry sites (49 percent) are parishes. Those sites associated with Catholic campuses are the least likely to be a parish (28 percent), while those associated with public colleges or universities – nearly six in ten – are most likely to be a parish.*



- Fewer than one in four campus ministry sites in the Northeast are parishes. By comparison, more than half of sites in the Midwest, South, and West are parishes.
- The larger the student population size of the college or university, the more likely the campus ministry site is a parish. Less than four in ten campuses with fewer than 2,500 students are parishes. By comparison, more than two-thirds of sites associated with campuses of more than 20,000 students are parishes.
- Half of the sites associated with four-year colleges and universities are parishes while only one in four of those associated with two-year campuses is a parish.

## Campus Sizes

*Three in ten campus ministry sites are associated with a college or university campus that has fewer than 2,500 students. By comparison, 12 percent of sites reported being associated with a campus with more than 20,000 students.*



- Of sites associated with colleges and universities in the Northeast, South, and the Midwest, the most common campus size is less than 2,500 students. By comparison in the West the most common campus size is of 20,000 or more students.
- The most common campus size of sites associated with private Catholic and private non-Catholic colleges and universities is less than 2,500 students. By comparison sites associated with public colleges and universities are most often on campuses with 5,000 to 9,999 students.

## Students

*The average total number of students attending the colleges or universities is 8,528. Of these students, on average, 6,191 are undergraduates. Half of all sites report an association with a campus of 5,000 or fewer students.*

<b>Student Profile</b>		
	<b>Average</b>	<b>Median<sup>3</sup></b>
Total number of students attending college or university	8,528	5,000
Total number of undergraduate students attending college or university	6,191	3,400
Percentage of undergraduate students who live on campus	51%	40%
Percentage of undergraduate students who are Catholic	38%	33%

- On average, about half of the undergraduate students at these colleges and universities live on campus.
- On average, almost four in ten undergraduate students are Catholic.

---

<sup>3</sup> The *median* represents the numeric value at which there are just as many responses that are higher as there are lower – representing the midpoint in the data. It is typically different – lower or higher than the *average* because it does not account for extremely large or small values in either half of the sample, which “move” averages higher or lower from the median. In the analyses here, the averages are typically higher than the median due to the effects of a number of exceptional campus ministry sites with large student populations, programs, or participation. Due to promises of confidentiality in the data gathering process these campus ministry sites are not named individually.

### ***Region***

There are significant regional differences in the student profiles. Colleges and universities in the West have the largest numbers of students, while those in the Northeast have the highest percentage of undergraduate students living on campus and identifying as Catholic.

	<b>Total students</b>	<b>Total undergraduate students</b>	<b>Undergraduates living on campus</b>	<b>Undergraduates who are Catholic</b>
Northeast	6,828	4,839	62%	49%
South	9,163	6,988	39	26
Midwest	7,699	5,749	51	38
West	13,448	9,195	39	28

### ***Type of College or University***

Campus ministry sites associated with Catholic colleges and universities report student populations of, on average, 3,811 of which nearly two-thirds are undergraduates (65 percent), more than half of all students live on campus (54 percent) and almost six in ten identify as Catholic (58 percent).

Non-Catholic private and public campuses have, on average, larger student populations. Almost eight in ten students (78 percent) at non-Catholic private schools live on campus compared to a third of students at public colleges and universities. About three in ten students at non-Catholic private and public campuses identify as Catholic.

	<b>Total students</b>	<b>Total undergraduate students</b>	<b>Undergraduates living on campus</b>	<b>Undergraduates who are Catholic</b>
Catholic	3,811	2,467	54%	58%
Non-Catholic				
Private	5,039	3,104	78	33
Public	12,622	9,960	33	29

***Four-year and Two-year Campuses***

Sites associated with four-year campuses, which offer bachelor's degree programs and in many cases graduate degrees, are, on average, associated with student populations of more than 8,500, of which a majority live on campus. By comparison two-year programs, which typically offer associate's degrees, professional certificates, or vocational training, have smaller student populations and fewer than 10 percent of their students living on campus. Both four and two-year schools have nearly two in five students identifying as Catholic.

	<b>Total students</b>	<b>Total undergraduate students</b>	<b>Undergraduates living on campus</b>	<b>Undergraduates who are Catholic</b>
Four-year	8,761	6,285	54%	38%
Two-year	5,970	4,998	9%	37%

## Race and Ethnicity of Participating Students

*The average racial and ethnic composition of students participating in responding Catholic campus ministry programs is mostly non-Hispanic white (78 percent) with Hispanic/Latino students making up the next largest segment (9 percent).*

<b>Race and Ethnicity of Students: Averages Overall and by Region</b>					
	<b>White, Anglo, Caucasian</b>	<b>African American, Black</b>	<b>Hispanic, Latino</b>	<b>Asian, Pacific Islander</b>	<b>American Indian, Native American</b>
Overall	78%	7%	9%	5%	1%
Northeast	78	8	9	5	<1
South	72	10	12	4	1
Midwest	87	5	4	3	<1
West	67	3	18	10	1

- There are regional variations in the racial and ethnic compositions of the student populations. On average, larger percentages of Hispanic/Latino and Asian/Pacific Islander students are in the West, and larger percentages of African American/Black students are in the South and Northeast.
- The smallest average percentage of non-Hispanic white students – two-thirds – is found at colleges and universities in the West. Campuses in the Midwest, on average, have the highest percentage of this group (87 percent).

## Worship

*On average, responding campus ministry sites report celebrating a Sunday/Saturday Vigil Mass two to three times each week, with half reporting two or fewer per week.*

<b>Worship Profile of Sites Reporting At Least One Weekly Mass</b>		
	<b>Average</b>	<b>Median</b>
Total number of Sunday/Saturday Vigil Masses celebrated each week	2.5	2.0
Total number of all weekday Masses celebrated Monday through Saturday morning	4.5	4.0
Spanish language Sunday/Saturday Vigil Masses each week	0.08	0.00
Seating capacity of primary liturgical space	297	250
Approximate total attendance at <u>all</u> Sunday/Saturday Vigil Masses on a typical weekend in October	465	200

- The average number of weekday Masses (Monday through Saturday morning) is approximately 4.5, with half reporting four or fewer.<sup>4</sup>
- The average and median available worship space is reported of 250 seats or more.
- The average total attendance at all sites holding Sunday/Saturday Vigil Masses on a typical October weekend is 465, with half reporting attendance of 200 or fewer.
- Campus ministry sites do not regularly offer Sunday/Saturday Spanish language Vigil Masses. Fewer than 5 percent of sites reported that they offer at least one Spanish Sunday/Saturday Vigil Mass.

---

<sup>4</sup> Almost 12 percent of sites report no Masses anytime during the week or weekend. These sites are excluded from the analysis of worship profiles.

### **Region**

On average, campus ministry sites in the Midwest that offer at least one weekly Mass have the most Sunday/Saturday Vigil Masses and weekday Masses as well as the largest seating capacities. Sites in the West, however, report the largest total attendance and the widest availability of Spanish language Sunday/Saturday Vigil Masses.

<b>Worship Profile: Averages by Region</b>					
	<b>Sunday/ Saturday Vigil Masses per week</b>	<b>Weekday Masses per week</b>	<b>Spanish language Sat/Sun Vigil Masses</b>	<b>Seating capacity</b>	<b>Attendance at all Sunday/ Saturday Vigil Masses</b>
Northeast	2.1	4.3	0.08	285	322
South	2.3	4.0	0.09	251	424
Midwest	3.0	5.6	0.05	345	561
West	2.9	3.9	0.13	313	736

### **Campus Size**

Sites associated with colleges and universities with between 10,000 and 19,999 students, on average, have the most Masses per week – about three Sunday/Saturday Vigil Masses and six weekday Masses.

<b>Worship Profile: Averages by Number of Students</b>					
	<b>Sunday/ Saturday Vigil Masses per week</b>	<b>Weekday Masses per week</b>	<b>Spanish language Sat/Sun Vigil Masses</b>	<b>Seating capacity</b>	<b>Attendance at all Sunday/ Saturday Vigil Masses</b>
Less than 2,500	2.1	4.6	0.06	271	264
2,500 to 4,999	2.0	3.9	0.04	266	248
5,000 to 9,999	2.2	3.4	0.15	240	324
10,000 to 19,999	3.3	6.1	0.09	357	706
20,000 or more	3.5	4.8	0.06	405	1,105

The largest available seating capacities and attendance at Sunday/Saturday Vigil Masses are at sites with the largest student populations. Spanish Masses are most likely to be offered at sites where the student population ranges between 5,000 and 9,999. The largest total attendance at all Sunday/Saturday Vigil Masses is, on average, the highest at

campuses with the most students. On average, more than 1,000 attend at sites associated with colleges and universities with 20,000 students or more.

***Type of College or University***

Sites associated with Catholic colleges and universities, on average, have more weekday Masses and larger seating capacities than sites at non-Catholic colleges and universities. Sites associated with non-Catholic public colleges and universities have more Spanish language Masses and larger total attendance.

<b>Worship Profile: Averages by Type of College or University</b>					
	<b>Sunday/ Saturday Vigil Masses per week</b>	<b>Weekday Masses per week</b>	<b>Spanish language Sat/Sun Vigil Masses</b>	<b>Seating capacity</b>	<b>Attendance at all Sunday/ Saturday Vigil Masses</b>
Catholic	2.6	8.6	0.04	363	415
Non-Catholic					
Private	2.3	2.9	0.07	268	291
Public	2.6	3.2	0.11	278	609

***Four-year and Two-year Campuses***

Sites associated with four-year campuses, on average, have seven Masses per week and seating capacities in excess of 300. The average attendance at all Sunday/Saturday Vigil Masses is 486. By comparison, sites associated with two-year campuses, on average, offer fewer Masses, and seating capacities of just under 100. However, two-year campus sites are much more likely to offer Spanish language Sunday/Saturday Vigil Masses.

<b>Worship Profile: Averages by Four-year and Two-year Campuses</b>					
	<b>Sunday/ Saturday Vigil Masses per week</b>	<b>Weekday Masses per week</b>	<b>Spanish language Sat/Sun Vigil Masses</b>	<b>Seating capacity</b>	<b>Attendance at all Sunday/ Saturday Vigil Masses</b>
Four-year	2.5	4.6	0.06	306	486
Two-year	1.3	2.8	0.59	99	79

## Composition of Congregation at Weekend Masses

*For the sites reporting that they have at least one Sunday/Saturday Vigil Mass, on average, almost two-thirds of attendees are reported to be undergraduate students.<sup>5</sup>*

Composition of Congregation at Weekend Mass		
	Average	Median
Undergraduate students	64%	70%
Graduate students	6	3
Faculty and staff	8	5
Other	22	10

- The second largest group reported by most sites is not associated with the university as either a student, or faculty, or staff. This “other” category representing, on average, more than one in five attendees typically consists of local community residents, alumni, or visitors. However, half of sites say these “other” attendees make up 10 percent or less of their congregation.
- On average, fewer than 15 percent of weekend Mass attendees are either graduate students or faculty.

---

<sup>5</sup> For the purposes of standardization the question specifies “on a typical weekend in October.”

### ***Region***

There are some regional variations in the composition of the congregations at weekend Masses with the lowest proportion of undergraduate students attending at campus ministry sites in the South and West. Both these regions have higher proportions of attendees in the “other” category than campus ministry sites in the Northeast or Midwest.

	<b>Undergraduate students</b>	<b>Graduate students</b>	<b>Faculty and staff</b>	<b>Other</b>
Northeast	72%	5%	8%	15%
South	58	7	7	28
Midwest	64	6	9	21
West	57	7	6	30

### ***Campus Size***

Differences are also apparent by size of college and university. Campus ministry sites associated with larger colleges and universities have higher proportions of graduate students attending. This is in part a reflection of larger colleges and universities being slightly more likely to offer graduate level programs and degrees.

	<b>Undergraduate students</b>	<b>Graduate students</b>	<b>Faculty and staff</b>	<b>Other</b>
Less than 2,500	67%	2%	7%	24%
2,500 to 4,999	69	3	7	21
5,000 to 9,999	64	6	8	23
10,000 to 19,999	63	11	7	20
20,000 or more	52	13	11	24

***Type of College or University***

On average, more than seven in ten attendees at weekend Masses at campus ministry sites associated with Catholic or non-Catholic private colleges or universities are undergraduate students, compared to fewer than six in ten at sites associated with public college or university campuses. Sites associated with public campuses, which also tend to be parish based campus ministry sites, have a higher proportion of attendees that are in the “other” category representing other local community residents, alumni, or visitors.

<b>Composition of Weekend Congregation: Averages by Type of College or University</b>				
	<b>Undergraduate students</b>	<b>Graduate students</b>	<b>Faculty and staff</b>	<b>Other</b>
Catholic	71%	4%	8%	18%
Non-Catholic				
Private	74	6	6	14
Public	55	7	9	29

***Four-year and Two-year Campuses***

On average, almost two-thirds of weekend Mass attendees at campus ministry sites associated with four-year college or university campuses are undergraduates. By comparison, slightly more than a third of attendees at sites associated with two-year colleges are undergraduates. The most numerous group of Mass attendees at sites associated with two-year colleges are identified in the “other” category. Of those two-year school sites providing a description of those in this “other” category the most common identification is “local community.”

<b>Composition of Weekend Congregation: Averages by Four-year and Two-year Campuses</b>				
	<b>Undergraduate students</b>	<b>Graduate students</b>	<b>Faculty and staff</b>	<b>Other</b>
Four-year	65%	6%	8%	21%
Two-year	35	2	6	57

## Sacraments

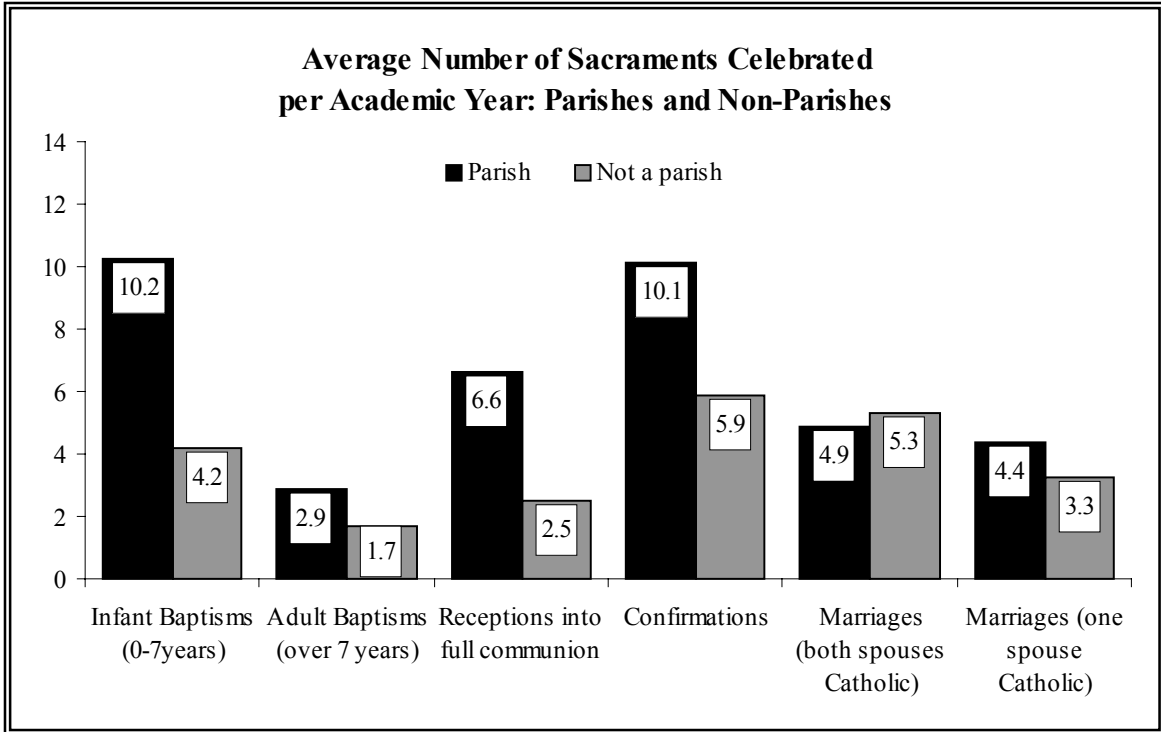
*Almost nine in ten sites (87 percent) responded to questions regarding the number of sacraments celebrated during the past academic year. More than half of these responding sites (55 percent) reported performing at least one marriage in the last academic year.*

<b>Number of Sacraments Celebrated in Academic Year</b>		
	<b>Average</b>	<b>Median</b>
Infant Baptisms (0 to 7 years old)	7.2	0.0
Adult Baptisms (more than 7 years old)	2.3	1.0
Receptions into full communion	4.6	1.0
Confirmations	8.0	3.0
Marriages (both spouses Catholic)	5.1	1.0
Marriages (only one spouse Catholic)	3.8	0.0

- On average, nine marriages were performed per academic year for all responding campus ministry sites. Of these, on average, five were between couples who are both Catholic and about four were between couples in which only one person is Catholic.
- The second most common sacrament celebrated at responding campus ministry sites is Confirmation. Seven in ten sites (69 percent) reported at least one Confirmation. Among all responding sites, there were an average of eight Confirmations performed per academic year with half of all responding sites reporting three or more Confirmations.
- More than four in ten responding sites (44 percent) reported celebrating at least one infant Baptism for an overall average of about seven infant Baptisms per responding site.

**Parishes**

On average, parish-based sites are more likely than non-parishes to celebrate more of each sacrament except marriages between spouses who are both Catholic.



**Region**

On average, sacraments are celebrated in greater numbers at campus ministry sites in the West, which is in part related to larger student enrollments at colleges and universities in the West. These differences are most apparent for infant Baptisms, receptions into full communion, and Confirmations.

	Infant Baptisms	Adult Baptisms	Receptions into full communion	Confirmations	Married, both Catholic	Married, one Catholic
Northeast	4.5	1.2	2.0	6.3	5.5	3.3
South	5.7	1.7	3.7	7.0	2.7	3.4
Midwest	8.3	3.3	4.4	8.1	6.2	4.2
West	14.5	3.8	13.1	14.1	6.3	5.0

***Campus Size***

With some exceptions, responding sites associated with colleges and universities with more students, celebrate more sacraments, on average. However, sites at campuses with fewer than 2,500 students, on average, have significantly more receptions into full communion than colleges and universities with between 2,500 and 19,999 students. The large proportion of Catholic colleges and universities in this size category (52 percent) may in part explain this result. Unlike sites of lesser size, those associated with colleges with student enrollments in excess of 20,000 report slightly more inter-faith marriages than marriages between two Catholics.

	<b>Infant Baptisms</b>	<b>Adult Baptisms</b>	<b>Receptions into full communion</b>	<b>Confirmations</b>	<b>Married, both Catholic</b>	<b>Married, one Catholic</b>
Less than 2,500	4.0	1.1	5.8	4.1	2.4	1.4
2,500 to 4,999	3.3	1.1	2.3	5.5	4.8	2.9
5,000 to 9,999	5.0	1.5	2.0	6.4	5.3	3.8
10,000 to 19,999	9.9	3.6	4.5	10.4	6.2	4.6
20,000 or more	20.0	6.1	10.1	19.8	9.3	9.5

***Type of College or University***

Excluding marriage and receptions into full communion, more sacraments are celebrated, on average, at sites associated with public colleges and universities. However, this is in part a reflection of the larger enrollments at public colleges and universities. Campus ministry sites associated with Catholic colleges and universities are more likely than those associated with non-Catholic campuses to celebrate marriages and are much more likely to do so among couples who are both Catholic.

	<b>Infant Baptisms</b>	<b>Adult Baptisms</b>	<b>Receptions into full communion</b>	<b>Confirmations</b>	<b>Married, both Catholic</b>	<b>Married, one Catholic</b>
Catholic	4.7	1.9	3.1	5.8	9.3	4.2
Non-Catholic						
Private	5.9	1.2	5.7	4.8	3.4	3.7
Public	9.3	3.1	4.8	11.0	3.7	3.7

***Four-year and Two-year Campuses***

Campus ministry sites associated with four-year colleges and universities, on average, celebrate more of each sacrament than sites associated with two-year colleges.

**Number of Sacraments Celebrated:  
Averages by Four-year and Two-year Campuses**

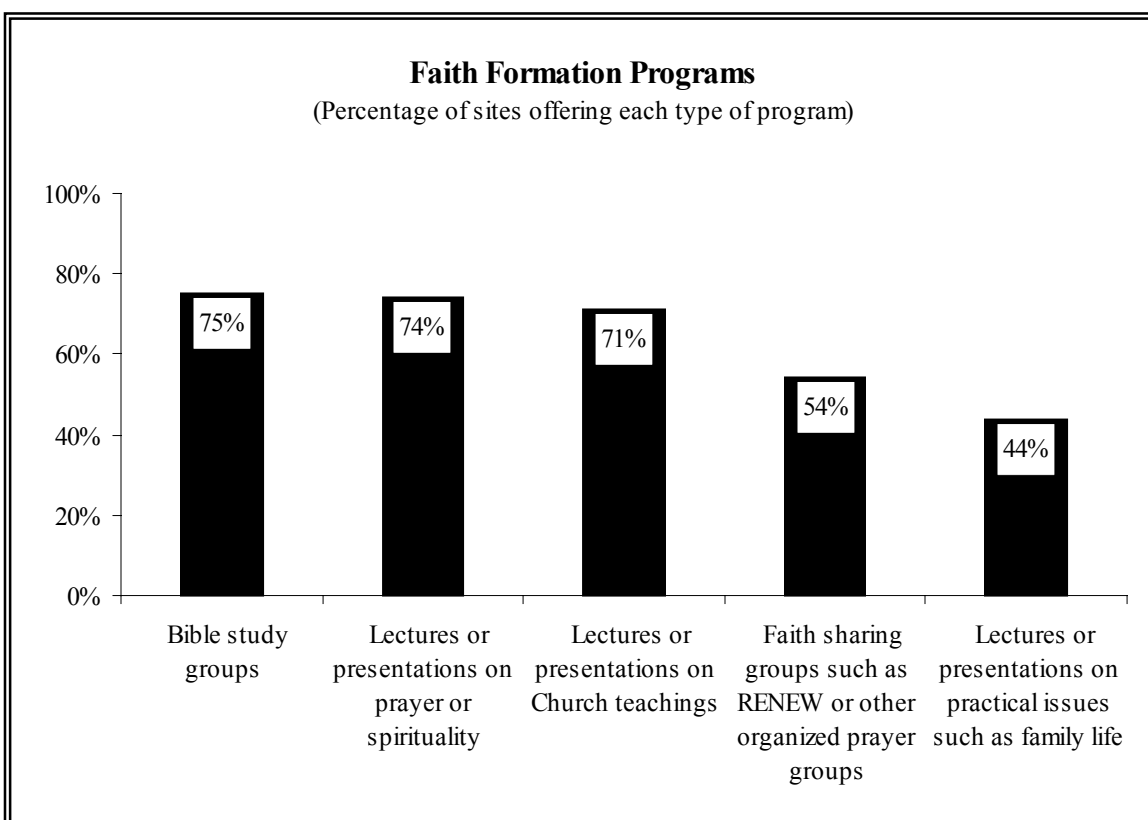
	<b>Infant Baptisms</b>	<b>Adult Baptisms</b>	<b>Receptions into full communion</b>	<b>Confirmations</b>	<b>Married, both Catholic</b>	<b>Married, one Catholic</b>
Four-year	7.5	2.4	4.7	8.3	5.3	4.0
Two-year	3.1	1.0	2.9	4.1	0.8	1.0

## Faith Formation Opportunities

Representatives of the campus ministry sites were asked about five types of faith formation programs, other than RCIA, that they had sponsored during the 2002-2003 academic year.

### Use of Faith Formation Programs

*The most common types of faith formation program offered are Bible study (75 percent), lectures and presentations on prayer and spirituality (74 percent), and lectures or presentations on Church teachings (71 percent). Fewer sites offer faith sharing or organized prayer groups, or lectures or presentations on practical issues such as family life.*



### ***Region***

Sites in each region are about equally likely – approximately three in four – to offer lectures or presentations on prayer or spirituality. However, regional differences are more apparent in other program choices with campus ministry sites in the Midwest and West more likely to report offering all other types of programs than sites in the Northeast and South. Sites in the West are also especially likely to offer Bible study and lectures or presentations on Church teachings.

	<b>Bible study</b>	<b>Lectures on prayer or spirituality</b>	<b>Lectures on Church teachings</b>	<b>Faith sharing groups</b>	<b>Lectures on practical issues</b>
Northeast	69%	73%	65%	46%	38%
South	75	73	68	48	41
Midwest	77	75	73	64	50
West	84	79	85	62	53

### ***Campus Size***

Some of the regional differences are a reflection of larger campus sizes in the West. The table below shows that sites with 10,000 or more students are generally more likely than those with fewer students to offer all types of programs. Although sites at campuses with 20,000 or more students are slightly less likely than those associated with campuses of 10,000 to 19,999 students to offer lectures or presentations on prayer or spirituality, lectures on church teachings, and faith sharing groups.

	<b>Bible study</b>	<b>Lectures on prayer or spirituality</b>	<b>Lectures on Church teachings</b>	<b>Faith sharing groups</b>	<b>Lectures on practical issues</b>
Less than 2,500	56%	62%	53%	37%	26%
2,500 to 4,999	72	70	67	47	36
5,000 to 9,999	81	75	75	64	49
10,000 to 19,999	90	91	89	70	61
20,000 or more	93	86	86	67	67

***Type of College or University***

Sites associated with public colleges and universities, which also on average have larger student enrollments than private campuses, are the most likely to offer Bible study groups and lectures or presentations on practical issues such as family life. Sites associated with non-Catholic private colleges and universities are the most likely to offer lectures on prayer or spirituality, but less likely than sites associated with other types of campuses to offer Bible study groups, lectures or presentations on Church teachings, or faith sharing groups.

<b>Faith Formation Programs Offered: By Type of College or University</b>					
	<b>Bible study</b>	<b>Lectures on prayer or spirituality</b>	<b>Lectures on Church teachings</b>	<b>Faith sharing groups</b>	<b>Lectures on practical issues</b>
Catholic	76%	70%	73%	56%	38%
Non-Catholic					
Private	63	75	64	48	38
Public	81	74	73	56	50

***Four-year and Two-year Campuses***

Sites associated with four-year campuses are much more likely to offer each program than those linked to two-year campuses. Sites associated with two-year campuses are most likely to offer Bible study groups (63 percent), followed by lectures or presentations on prayer or spirituality (43 percent).

<b>Faith Formation Programs Offered: By Four-year and Two-year Campuses</b>					
	<b>Bible study</b>	<b>Lectures on prayer or spirituality</b>	<b>Lectures on Church teachings</b>	<b>Faith sharing groups</b>	<b>Lectures on practical issues</b>
Four-year	76%	77%	75%	57%	46%
Two-year	63	43	28	23	28

***Parishes***

Parish-based campus ministry sites are more likely than those not at a parish to offer each faith formation program. About eight in ten parish campus ministry sites offer lectures on prayer or spirituality, Bible study, and lectures or presentations on Church teachings.

	<b>Bible study</b>	<b>Lectures on prayer or spirituality</b>	<b>Lectures on Church teachings</b>	<b>Faith sharing groups</b>	<b>Lectures on practical issues</b>
Parish	77%	81%	77%	58%	50%
Non-parish	73	68	65	50	38

## Campus Ministry Programs

Representatives of the campus ministry sites were asked to provide information about programs they sponsored or provided during the 2002-2003 academic year, and where applicable, the number of students and faculty and staff that participated.

### Campus Ministry Programs Sponsored or Provided

*About seven in ten or more programs sponsor or provide retreats (79 percent), programs for volunteering/service with the poor and needy (74 percent), music ministry programs (72 percent), and liturgical ministries (69 percent).*

<b>Campus Ministry Programs Sponsored or Provided</b>	
Retreats	79%
Volunteering / service with the poor and needy	74
Music ministry	72
Liturgical ministries (not including music ministry)	69
RCIA	54
Spiritual direction	54
Leadership / Advisory Board or Committee	53
Service or justice trips (e.g., during spring break)	52
Liturgy planning	49
Marriage preparation	42
Faith formation courses (not including one-time lectures/presentations)	41
Peer ministry	30

- The least frequently offered type of program is peer ministry (30 percent).
- About half of sites report that they sponsor or provide RCIA, spiritual direction, leadership/advisory board or committee, service or justice trips, or liturgy planning.

### **Region**

Regional differences are apparent among many different types of programs sponsored or provided by campus ministry sites. Generally, sites in the Midwest or West are the most likely to offer these opportunities.

<b>Campus Ministry Programs Sponsored or Provided: By Region</b>						
	<b>Retreats</b>	<b>Volunteer / service to needy</b>	<b>Music ministry</b>	<b>Liturgical ministries</b>	<b>Spiritual direction</b>	<b>RCIA</b>
Northeast	80%	73%	68%	66%	49%	51%
South	73	63	68	59	48	49
Midwest	79	82	79	76	62	56
West	85	77	77	80	56	67
	<b>Service or justice trips</b>	<b>Leadership / advisory board</b>	<b>Liturgy planning</b>	<b>Marriage preparation</b>	<b>Faith formation courses</b>	<b>Peer ministry</b>
Northeast	58%	53%	48%	31%	39%	22%
South	38	48	42	43	38	29
Midwest	67	58	56	49	42	39
West	36	53	54	51	49	36

Midwest sites are more likely than those in other regions to offer volunteering or service to the poor and needy (82 percent), music ministry (79 percent), spiritual direction (62 percent), service or justice trips (67 percent), leadership/advisory board or committee (58 percent), liturgy planning (56 percent), and peer ministry (39 percent).

Sites in the West are more likely than those in other regions to offer retreats (85 percent), liturgical ministries (80 percent), RCIA (67 percent), marriage preparation (51 percent), and faith formation courses (49 percent).

**Campus Size**

Sites associated with colleges or universities with fewer than 2,500 students are the least likely to sponsor or provide each of the 12 programs.

<b>Campus Ministry Programs Sponsored or Provided: By Number of Students</b>						
	<b>Retreats</b>	<b>Volunteer / service to need</b>	<b>Music ministry</b>	<b>Liturgical ministries</b>	<b>Spiritual direction</b>	<b>RCIA</b>
Less than 2,500	64%	61%	55%	54%	47%	33%
2,500 to 4,999	75	71	71	66	49	49
5,000 to 9,999	89	76	82	78	52	56
10,000 to 19,999	85	87	84	80	64	75
20,000 or more	95	86	84	77	63	77
	<b>Service or justice trips</b>	<b>Leadership / advisory board</b>	<b>Liturgy planning</b>	<b>Marriage preparation</b>	<b>Faith formation courses</b>	<b>Peer ministry</b>
Less than 2,500	48%	37%	41%	21%	26%	21%
2,500 to 4,999	52	48	46	32	39	32
5,000 to 9,999	56	60	54	50	38	24
10,000 to 19,999	52	67	56	60	62	36
20,000 or more	61	67	60	70	54	54

The sites associated with the largest number of students (20,000 or more) are more likely than sites associated with campuses of smaller enrollments to sponsor or provide retreats (95 percent), RCIA (77 percent), service or justice trips (61 percent), liturgy planning (60 percent), marriage preparation (70 percent), and peer ministry (54 percent).

***Type of College or University***

Campus ministry sites associated with a Catholic college or university are more likely than those sites associated with non-Catholic campuses to offer all programs except faith formation courses, marriage preparation, and leadership/advisory board committees. Sites associated with public colleges and universities are the most likely to sponsor or provide marriage preparation programs (51 percent) and faith formation courses (47 percent).

<b>Campus Ministry Programs Sponsored or Provided: By Type of College or University</b>						
	<b>Retreats</b>	<b>Volunteer / service to needy</b>	<b>Music ministry</b>	<b>Liturgical ministries</b>	<b>Spiritual direction</b>	<b>RCIA</b>
Catholic	90%	85%	86%	85%	67%	59%
Non-Catholic						
Private	70	63	68	63	48	48
Public	78	73	68	64	49	55
	<b>Service or justice trips</b>	<b>Leadership / advisory board</b>	<b>Liturgy planning</b>	<b>Marriage preparation</b>	<b>Faith formation courses</b>	<b>Peer ministry</b>
Catholic	78%	46%	66%	37%	35%	38%
Non-Catholic						
Private	39	54	47	29	36	21
Public	47	56	43	51	47	32

***Four-year and Two-year Campuses***

Campus ministry sites associated with two-year colleges are less likely than those associated with four-year campuses to sponsor or provide each type of program. The programs most likely to be offered by two-year college sites include volunteering/service with the poor and needy (45 percent), retreats (43 percent), followed by spiritual direction (33 percent), and service or justice trips (25 percent).

<b>Campus Ministry Programs Sponsored or Provided: By Four-year and Two-year Campuses</b>						
	<b>Retreats</b>	<b>Volunteer / service to needy</b>	<b>Music ministry</b>	<b>Liturgical ministries</b>	<b>Spiritual direction</b>	<b>RCIA</b>
Four-year	82%	76%	79%	74%	55%	58%
Two-year	43	45	5	10	33	10
	<b>Service or justice trips</b>	<b>Leadership / advisory board</b>	<b>Liturgy planning</b>	<b>Marriage preparation</b>	<b>Faith formation courses</b>	<b>Peer ministry</b>
Four-year	55%	56%	53%	45%	43%	33%
Two-year	25	20	10	10	15	8

**Parishes**

Parish-based campus ministry sites are more likely than those not at a parish to sponsor or provide retreats, volunteering/service with the poor and needy, music ministry, liturgical ministries, RCIA, leadership/advisory board committee, marriage preparation, and faith formation courses. Non-parish sites are slightly more likely to offer service or justice trips. Parish and non-parish sites are about equally likely to offer spiritual direction, liturgy plannings, and peer ministry.

<b>Campus Ministry Programs Sponsored or Provided: By Parish and Non-Parish</b>						
	<b>Retreats</b>	<b>Volunteer / service to needy</b>	<b>Music ministry</b>	<b>Liturgical ministries</b>	<b>Spiritual direction</b>	<b>RCIA</b>
Parish	81%	77%	78%	75%	55%	61%
Non-parish	76	71	67	63	52	47
	<b>Service or justice trips</b>	<b>Leadership / advisory board</b>	<b>Liturgy planning</b>	<b>Marriage preparation</b>	<b>Faith formation courses</b>	<b>Peer ministry</b>
Parish	50%	60%	49%	54%	49%	30%
Non-parish	54	47	50	30	33	31

## Faith Formation Courses

Among sites reporting that they sponsor or provide faith formation courses the average number of courses is more than three (half of sites report two or fewer). Approximately 34 students (half of sites report 15 or fewer) and four faculty or staff members participate (half report one or none).

<b>Program Profile: Faith Formation Courses</b> (Of sites offering faith formation courses)		
	<b>Average</b>	<b>Median</b>
Number of courses	3.6	2.0
Number of students participating	33.7	15.0
Number of faculty and staff participating	3.9	1.0

***Subgroup Differences***

Of sites offering faith formation courses, those located in the Midwest, those at four-year campuses, those associated with Catholic colleges or universities, and those with campuses of 20,000 or more students, on average offer the most number of courses, and have the greatest number of students participating in them. The number of faculty and staff participating is generally greater at campuses with larger numbers of students.

<b>Program Profile Averages: Faith Formation Courses</b> (Of sites offering faith formation courses)			
	<b>Number of courses</b>	<b>Number of students participating</b>	<b>Number of faculty and staff participating</b>
<b><i>Region</i></b>			
Northeast	2.9	28.6	3.5
South	4.1	31.0	2.4
Midwest	4.3	42.3	5.6
West	2.9	30.1	3.4
<b><i>Campus Size</i></b>			
Less than 2,500	4.2	36.2	2.2
2,500 to 4,999	2.9	29.7	2.0
5,000 to 9,999	4.3	29.0	4.2
10,000 to 19,999	2.9	32.9	4.6
20,000 or more	4.3	42.1	6.7
<b><i>Type of College</i></b>			
Catholic	4.1	63.0	4.5
Non-Catholic			
Private	3.0	27.1	2.3
Public	3.7	25.5	4.3
<b><i>College Years</i></b>			
Four-year	2.7	34.5	4.0
Two-year	1.8	10.8	1.6
<b><i>Parishes</i></b>			
Parish	3.7	38.3	4.6
Non-parish	3.5	30.1	2.9

## RCIA

Among sites reporting that they sponsor or provide RCIA, the average number of students participating is between eight and nine (half of sites report six or fewer) with about one faculty or staff member participating as well (half of sites report none).

<b>Program Profile: RCIA</b> (Of sites offering RCIA)		
	<b>Average</b>	<b>Median</b>
Number of students participating	8.5	6.0
Number of faculty and staff participating	1.4	0.0

***Subgroup Differences***

Of sites offering RCIA, those located in the Midwest, those at four-year campuses, those associated with Catholic colleges or universities, and those associated with a campus with 10,000 or more students, on average have the greatest number of students participating. The number of faculty and staff participating in RCIA is generally greater at campuses with larger numbers of students.

	<b>Number of students participating</b>	<b>Number of faculty and staff participating</b>
<b>Program Profile Averages: RCIA</b> (Of sites offering RCIA)		
<b><i>Region</i></b>		
Northeast	6.0	1.0
South	8.9	1.5
Midwest	10.9	2.1
West	8.4	1.0
<b><i>Campus Size</i></b>		
Less than 2,500	5.5	1.0
2,500 to 4,999	5.3	0.9
5,000 to 9,999	7.1	1.4
10,000 to 19,999	11.4	1.6
20,000 or more	12.2	2.2
<b><i>Type of College</i></b>		
Catholic	10.2	1.8
Non-Catholic		
Private	5.5	0.7
Public	8.9	1.6
<b><i>College Years</i></b>		
Four-year	8.6	1.5
Two-year	2.5	0.0
<b><i>Parishes</i></b>		
Parish	8.6	1.7
Non-parish	8.4	1.2

## Marriage Preparation

Among sites reporting that they sponsor or provide marriage preparation, the average number of students participating is about 21 (half of sites report ten or fewer) with two faculty or staff members participating as well (half of sites report none).

<b>Program Profile: Marriage Preparation</b> (Of sites offering Marriage Preparation)		
	<b>Average</b>	<b>Median</b>
Number of students participating	21.4	10.0
Number of faculty and staff participating	2.2	0.0

### ***Subgroup Differences***

Of sites offering marriage preparation, those located in the Midwest, those at four-year campuses, those associated with Catholic colleges or universities, and those associated with a campus with 20,000 or more students, on average, have the greatest number of students participating. The number of faculty and staff participating in marriage preparation is generally greater at campuses in the Midwest and those with 20,000 or more students.

	<b>Number of students participating</b>	<b>Number of faculty and staff participating</b>
<b>Program Profile Averages: Marriage Preparation</b> (Of sites offering Marriage Preparation)		
<b><i>Region</i></b>		
Northeast	15.6	1.8
South	16.3	0.8
Midwest	29.7	3.4
West	21.1	2.6
<b><i>Campus Size</i></b>		
Less than 2,500	8.4	0.6
2,500 to 4,999	10.9	2.5
5,000 to 9,999	18.9	2.2
10,000 to 19,999	26.7	1.5
20,000 or more	35.2	4.1
<b><i>Type of College</i></b>		
Catholic	27.4	2.6
Non-Catholic		
Private	13.1	1.8
Public	21.8	2.2
<b><i>College Years</i></b>		
Four-year	21.8	2.2
Two-year	5.8	1.0
<b><i>Parishes</i></b>		
Parish	21.7	2.2
Non-parish	21.0	2.2

# Liturgy Planning

Among sites reporting that they sponsor or provide liturgy planning, the average number of students participating is about seven (half of sites report five or fewer) with about two faculty or staff members participating as well (half of sites report one or none).

<b>Program Profile: Liturgy Planning</b> (Of sites offering Liturgy Planning)		
	<b>Average</b>	<b>Median</b>
Number of students participating	7.4	5.0
Number of faculty and staff participating	1.8	1.0

### ***Subgroup Differences***

Of sites offering liturgy planning, those associated with public colleges and universities, those with between 5,000 and 9,999 students, and those associated with two-year colleges have, on average, the lowest numbers of students participating. Parish sites and those associated with campuses in the Northeast, South, and those with enrollments of less than 5,000 students have the fewest number of faculty and staff participating in liturgy planning.

	<b>Number of students participating</b>	<b>Number of faculty and staff participating</b>
<b>Program Profile Averages: Liturgy Planning</b> (Of sites offering Liturgy Planning)		
<b><i>Region</i></b>		
Northeast	7.1	1.5
South	6.9	1.5
Midwest	7.8	2.3
West	7.8	2.0
<b><i>Campus Size</i></b>		
Less than 2,500	6.8	1.5
2,500 to 4,999	8.8	1.5
5,000 to 9,999	5.5	1.7
10,000 to 19,999	9.2	2.1
20,000 or more	6.7	2.7
<b><i>Type of College</i></b>		
Catholic	8.7	2.8
Non-Catholic		
Private	9.0	1.0
Public	5.5	1.6
<b><i>College Years</i></b>		
Four-year	7.4	1.8
Two-year	6.5	2.0
<b><i>Parishes</i></b>		
Parish	7.1	1.5
Non-parish	7.6	2.2

## Liturgical Ministries

Among sites reporting that they sponsor or provide opportunities for liturgical ministries (not including music ministries), the average number of students participating is almost 36 (half of sites report 20 or fewer), with about seven faculty or staff members participating (half of sites report two or less).

<b>Program Profile: Liturgical Ministries</b> (Of sites offering Liturgical Ministries)		
	<b>Average</b>	<b>Median</b>
Number of students participating	35.6	20.0
Number of faculty and staff participating	6.7	2.0

***Subgroup Differences***

Of sites offering opportunities for liturgical ministries, those located in the Midwest, those associated with Catholic colleges or universities, and those associated with a campus with 10,000 or more students are far more likely to have a larger number of students and faculty and staff participating.

<b>Program Profile Averages: Liturgical Ministries</b> (Of sites offering Liturgical Ministries)		
	<b>Number of students participating</b>	<b>Number of faculty and staff participating</b>
<b><i>Region</i></b>		
Northeast	28.2	5.0
South	27.1	6.9
Midwest	53.0	9.2
West	26.2	4.3
<b><i>Campus Size</i></b>		
Less than 2,500	24.8	4.1
2,500 to 4,999	25.0	5.1
5,000 to 9,999	32.2	4.5
10,000 to 19,999	53.5	10.5
20,000 or more	46.0	11.0
<b><i>Type of College</i></b>		
Catholic	47.5	6.7
Non-Catholic		
Private	27.4	4.0
Public	32.0	7.5
<b><i>College Years</i></b>		
Four-year	36.0	6.7
Two-year	5.8	1.8
<b><i>Parishes</i></b>		
Parish	33.2	7.6
Non-parish	38.2	5.6

## Music Ministry

Among sites reporting that they sponsor or provide music ministry, the average number of students participating is about 16 (half of sites report ten or fewer), with about two faculty or staff members participating as well (half of sites report one or none).

<b>Program Profile: Music Ministry</b> (Of sites offering Music Ministry)		
	<b>Average</b>	<b>Median</b>
Number of students participating	15.6	10.0
Number of faculty and staff participating	2.1	1.0

***Subgroup Differences***

Of sites offering music ministry, those at a four-year campus, those located in the Midwest, those associated with Catholic colleges or universities, and those associated with a campus with 10,000 to 19,999 students, on average, have the greatest number of students and faculty and staff participating.

<b>Program Profile Averages: Music Ministry</b> (Of sites offering Music Ministry)		
	<b>Number of students participating</b>	<b>Number of faculty and staff participating</b>
<b><i>Region</i></b>		
Northeast	12.2	1.8
South	11.7	2.3
Midwest	22.7	2.4
West	14.1	2.0
<b><i>Campus Size</i></b>		
Less than 2,500	10.5	1.3
2,500 to 4,999	11.4	2.1
5,000 to 9,999	12.3	1.4
10,000 to 19,999	24.6	2.4
20,000 or more	20.8	4.2
<b><i>Type of College</i></b>		
Catholic	23.8	2.6
Non-Catholic		
Private	11.3	1.3
Public	12.7	2.2
<b><i>College Years</i></b>		
Four-year	15.7	2.1
Two-year	1.5	1.0
<b><i>Parishes</i></b>		
Parish	14.4	2.2
Non-parish	16.9	2.1

## Retreats

Among sites reporting that they sponsor or provide retreats, the average number of retreats in the 2002-2003 academic year was nearly four (half of sites report two or fewer). The average number of students participating in retreats is 78 (half of sites report 30 or fewer), with about three faculty or staff members (half of sites report none) and almost four “other” retreatants, such as alumni, participating (half of sites report none).

<b>Program Profile: Retreats</b> (Of sites offering Retreats)		
	<b>Average</b>	<b>Median</b>
Number of retreats	4.6	2.0
Number of student retreatants	78.0	30.0
Number of faculty and staff retreatants	3.4	0.0
Number of “other” retreatants (e.g., alumni)	3.7	0.0

***Subgroup Differences***

Of sites offering retreats, those that are not parishes, those in the Northeast, those associated with a campus with 10,000 to 19,999 students, and those associated with Catholic colleges or universities have the greatest number of retreats. Those sites that are not parishes, those located in the Midwest, those associated with Catholic colleges or universities, and those associated with a campus with 10,000 to 19,999 students, on average, have the greatest number of students and faculty and staff retreatants.

<b>Program Profile Averages: Retreats</b>				
<b>(Of sites offering Music Retreats)</b>				
	<b>Number of retreats</b>	<b>Number of student retreatants</b>	<b>Number of faculty and staff retreatants</b>	<b>Number of "other" retreatants (e.g. alumni)</b>
<b><i>Region</i></b>				
Northeast	5.7	48.4	3.0	2.4
South	2.9	50.9	1.3	2.0
Midwest	4.7	136.4	5.1	4.1
West	4.2	72.7	4.4	9.8
<b><i>Campus Size</i></b>				
Less than 2,500	3.6	45.6	3.0	2.4
2,500 to 4,999	4.5	53.6	3.5	5.7
5,000 to 9,999	3.7	67.0	2.4	2.4
10,000 to 19,999	8.2	153.1	4.4	5.4
20,000 or more	3.7	71.1	4.2	3.4
<b><i>Type of College</i></b>				
Catholic	6.4	162.3	6.5	5.8
Non-Catholic				
Private	3.2	46.0	1.0	0.8
Public	4.1	42.6	2.7	3.9
<b><i>College Years</i></b>				
Four-year	4.5	79.7	3.3	3.5
Two-year	5.3	22.3	6.5	11.8
<b><i>Parishes</i></b>				
Parish	4.3	54.8	1.9	3.6
Non-parish	4.9	101.4	4.9	3.9

## Spiritual Direction

Among sites reporting that they sponsor or provide spiritual direction, the average number of student directees is almost 13 (half of sites report five or fewer), with about three faculty or staff serving as directees as well (half of sites report one or none).

<b>Program Profile: Spiritual Direction</b> (Of sites offering Spiritual Direction)		
	<b>Average</b>	<b>Median</b>
Number of student directees	12.6	5.0
Number of faculty and staff directees	2.7	1.0

***Subgroup Differences***

Of sites offering spiritual direction, those located in the Midwest, those at four-year campuses, those associated with Catholic colleges or universities, and those associated with a campus of 20,000 or more students, on average, have the greatest number of student and faculty and staff directees.

<b>Program Profile Averages: Spiritual Direction</b> (Of sites offering Spiritual Direction)		
	<b>Number of student directees</b>	<b>Number of faculty and staff directees</b>
<b><i>Region</i></b>		
Northeast	8.8	2.6
South	7.5	1.4
Midwest	18.7	3.6
West	13.1	2.8
<b><i>Campus Size</i></b>		
Less than 2,500	11.8	1.5
2,500 to 4,999	8.0	2.2
5,000 to 9,999	9.0	2.5
10,000 to 19,999	15.4	3.8
20,000 or more	20.0	4.3
<b><i>Type of College</i></b>		
Catholic	16.5	3.2
Non-Catholic		
Private	8.1	2.4
Public	12.0	2.6
<b><i>College Years</i></b>		
Four-year	12.7	2.7
Two-year	9.9	3.0
<b><i>Parishes</i></b>		
Parish	12.2	2.7
Non-parish	12.9	2.7

## **Volunteering/Service with the Poor and Needy**

Among sites reporting that they sponsor or provide volunteering or service with the poor and needy, the average number of students participating is almost 92 (half of sites report 30 or fewer), with about seven faculty and staff participating (half of sites report one or none).

<b>Program Profile: Volunteering/Service to the Needy</b> (Of sites offering Volunteering/Service to the Needy)		
	<b>Average</b>	<b>Median</b>
Number of students participating	91.7	30.0
Number of faculty and staff participating	7.3	1.0

***Subgroup Differences***

Of sites offering volunteering or service with the poor and needy, those that are not a parish, those located in the Northeast, those at a four-year campus, those associated with a Catholic college or university, and those associated with a campus of fewer than 2,500 students, on average, have the greatest number of students and faculty and staff participating.

	<b>Number of students participating</b>	<b>Number of faculty and staff participating</b>
<b>Program Profile Averages: Volunteering/Service to the Needy (Of sites offering Volunteering/Service to the Needy)</b>		
<b><i>Region</i></b>		
Northeast	133.6	8.9
South	42.6	5.0
Midwest	95.8	8.5
West	59.8	4.0
<b><i>Campus Size</i></b>		
Less than 2,500	81.6	5.9
2,500 to 4,999	141.8	7.5
5,000 to 9,999	77.7	5.4
10,000 to 19,999	90.0	7.8
20,000 or more	65.1	11.2
<b><i>Type of College</i></b>		
Catholic	220.8	13.2
Non-Catholic		
Private	55.5	3.6
Public	35.1	5.5
<b><i>College Years</i></b>		
Four-year	95.9	7.4
Two-year	10.8	3.9
<b><i>Parishes</i></b>		
Parish	53.7	6.0
Non-parish	131.7	8.7

## Service or Justice Trips

Among sites reporting that they sponsor or provide service or justice trips (e.g., during spring break), the average number of students participating is almost 30 (half of sites report 15 or fewer), with about three faculty or staff participating (half of sites report one or none).

<b>Program Profile: Service or Justice Trips</b> (Of sites offering Service or Justice Trips)		
	<b>Average</b>	<b>Median</b>
Number of students participating	29.8	15.0
Number of faculty and staff participating	2.6	1.0

***Subgroup Differences***

Of sites offering service or justice trips, those that are not a parish, those located in the West, those associated with Catholic colleges or universities, and those associated with a campus of 10,000 to 19,999 students, on average, have the greatest number of students and faculty and staff participating.

<b>Program Profile Averages: Service or Justice Trips</b> (Of sites offering Service or Justice Trips)		
	<b>Number of students participating</b>	<b>Number of faculty and staff participating</b>
<b><i>Region</i></b>		
Northeast	22.9	2.5
South	16.7	1.8
Midwest	39.6	3.4
West	42.4	1.3
<b><i>Campus Size</i></b>		
Less than 2,500	26.5	2.2
2,500 to 4,999	27.3	3.6
5,000 to 9,999	31.2	2.6
10,000 to 19,999	37.0	2.8
20,000 or more	27.9	1.7
<b><i>Type of College</i></b>		
Catholic	48.9	4.0
Non-Catholic		
Private	18.3	2.2
Public	18.5	1.6
<b><i>College Years</i></b>		
Four-year	30.4	2.6
Two-year	4.7	1.4
<b><i>Parishes</i></b>		
Parish	25.0	1.9
Non-parish	33.9	3.2

## Peer Ministry

Among sites reporting that they sponsor or provide peer ministry, the average number of student peer ministers is 12 (half of sites report 6 or fewer), with about 87 students participating in the programs (half of sites report 32 or fewer).

<b>Program Profile: Peer Ministry</b> (Of sites offering Peer Ministry)		
	<b>Average</b>	<b>Median</b>
Number of student peer ministers	12.0	6.0
Number of students participating in peer ministry programs	86.8	32.5

***Subgroup Differences***

Of sites offering peer ministry, those that are not a parish, those located in the Midwest, those associated with a Catholic college or university, and those associated with a campus of 5,000 to 9,999 students, on average, have the greatest number of student peer ministers. Sites located in the Midwest, those associated with a Catholic college or university, and those associated with a campus of 2,500 to 4,999 students have, on average, the greatest number of students participating in peer ministry programs.

<b>Program Profile Averages: Peer Ministry</b>		
(Of sites offering Peer Ministry)		
<b><i>Region</i></b>	<b>Number of student peer ministers</b>	<b>Number of students participating</b>
Northeast	9.8	94.1
South	8.3	46.6
Midwest	14.8	113.1
West	13.7	66.7
<b><i>Campus Size</i></b>		
Less than 2,500	10.0	49.0
2,500 to 4,999	9.6	118.6
5,000 to 9,999	16.8	98.3
10,000 to 19,999	12.8	94.4
20,000 or more	11.9	73.2
<b><i>Type of College</i></b>		
Catholic	19.3	128.0
Non-Catholic		
Private	9.7	70.8
Public	8.4	64.9
<b><i>College Years</i></b>		
Four-year	12.1	87.4
Two-year	6.0	30.0
<b><i>Parishes</i></b>		
Parish	9.7	76.9
Non-parish	14.3	96.3

## Leadership/Advisory Board or Committee

Among sites reporting that they provide opportunities on a leadership/advisory board or committee the average number of students participating is about ten (half of sites report eight or fewer) with about three faculty or staff participating (half of sites report one or none).

<b>Program Profile:</b>		
<b>Leadership/Advisory Board or Committee</b>		
(Of sites offering leadership/advisory board or committee)		
	<b>Average</b>	<b>Median</b>
Number of students participating	10.3	8.0
Number of faculty and staff participating	3.2	1.0

***Subgroup Differences***

Of sites that provide opportunities on a Leadership/Advisory Board or Committee, those that are not a parish, those at a four-year campus, those located in the Northeast and Midwest, those associated with a Catholic college or university, and those associated with a campus of more than 10,000 students, on average, have the greatest number of students participating.

	<b>Number of students participating</b>	<b>Number of faculty and staff participating</b>
<b>Program Profile Averages: Leadership/Advisory Board or Committee</b> (Of sites offering Leadership/Advisory Board or Committee)		
<b><i>Region</i></b>		
Northeast	11.1	3.1
South	8.5	2.6
Midwest	11.7	4.2
West	7.9	2.0
<b><i>Campus Size</i></b>		
Less than 2,500	9.6	2.3
2,500 to 4,999	9.5	3.3
5,000 to 9,999	7.9	2.9
10,000 to 19,999	13.9	3.4
20,000 or more	10.2	4.4
<b><i>Type of College</i></b>		
Catholic	16.1	5.0
Non-Catholic		
Private	10.0	2.7
Public	8.3	2.8
<b><i>College Years</i></b>		
Four-year	10.5	3.1
Two-year	3.4	5.5
<b><i>Parishes</i></b>		
Parish	9.3	2.5
Non-parish	11.5	4.1

## Campus Ministry Staff

*The average professional/ministerial<sup>6</sup> staff size at responding Catholic campus ministry sites is just under six, with half of all sites reporting three or fewer staff members. Lay women are the most common type of person on staff.*

<b>Campus Ministry Staff Profiles</b>			
		<b>Average</b>	<b>Median</b>
Total professional/ministerial staff members		5.7	3.0
	<b>Percentage of sites with staff in category</b>	<b>Average*</b>	<b>Median*</b>
Lay women	63%	3.2	2.0
Diocesan priests	52	1.6	1.0
Lay men	43	2.5	1.0
Religious priests	33	3.3	1.0
Religious sisters	31	1.4	1.0
Permanent deacons	10	1.2	1.0
Religious brothers	6	1.4	1.0
* Of sites reporting that they have staff in the category.			

- More than six in ten (63 percent) have at least one lay woman on staff. On average, about three lay women are on the staff at these sites.
- More than half of sites (52 percent) have at least one diocesan priest on staff. On average, between one and two diocesan priests are on staff at these sites.
- More than four in ten (43 percent) have at least one lay man on staff. On average, more than two lay men are on the staff at these sites.
- A third of sites have at least one religious priest on staff. On average, about three religious priests are on the staff of these sites.
- Three in ten sites have religious sisters on staff. On average, between one and two religious sisters is on the staff at these sites.

<sup>6</sup> Excluding purely administrative, secretarial, or maintenance staff.

- One in ten sites have at least one permanent deacon on staff. On average, about one deacon is on the staff at these sites.
- Six percent of sites have religious brothers on staff. On average, between one and two religious brothers is on the staff at these sites.

***Subgroup Differences: Campus Ministry Staff Size***

On average, the largest campus ministry professional/ministerial staff sizes are on Catholic campuses (almost nine staff members) and at sites in the West (about seven staff members), and at sites associated with campuses with enrollments between 10,000 and 19,999 (more than eight staff members).

	<b>Average</b>	<b>Median</b>
<b><i>Region</i></b>		
Northeast	4.7	2.0
South	6.0	3.0
Midwest	5.9	3.0
West	7.3	5.0
<b><i>Campus Size</i></b>		
Less than 2,500	4.7	2.0
2,500 to 4,999	4.7	2.0
5,000 to 9,999	4.8	3.0
10,000 to 19,999	8.6	5.0
20,000 or more	6.3	5.0
<b><i>Type of College</i></b>		
Catholic	8.8	4.0
Non-Catholic		
Private	4.3	2.0
Public	4.8	3.0
<b><i>College Years</i></b>		
Four-year	5.9	3.0
Two-year	3.0	2.0
<b><i>Parishes</i></b>		
Parish	5.2	3.0
Non-parish	6.2	3.0

***Subgroup Differences: Composition of Campus Ministry Staffs***

Some other subgroup differences are also apparent among the percentage of different types of staff members working at campus ministry sites.

<b>Campus Ministry Staff Profile: Percentage of Sites with At Least One Staff Member of Each Type by Subgroups</b>							
	<b>Diocesan priests</b>	<b>Religious priests</b>	<b>Perm. deacons</b>	<b>Religious brothers</b>	<b>Religious sisters</b>	<b>Lay men</b>	<b>Lay women</b>
<b><i>Region</i></b>							
Northeast	57%	29%	4%	8%	40%	31%	56%
South	53	40	16	2	19	45	63
Midwest	56	26	9	6	30	57	67
West	41	51	12	5	32	48	68
<b><i>Campus Size</i></b>							
Less than 2,500	45	30	5	3	32	36	54
2,500 to 4,999	49	37	13	8	32	33	49
5,000 to 9,999	61	23	5	5	32	47	65
10,000 to 19,999	60	33	13	9	30	52	81
20,000 or more	54	54	16	4	29	57	68
<b><i>Type of College</i></b>							
Catholic	39	53	6	14	47	54	74
Non-Catholic							
Private	58	26	8	3	17	37	51
Public	59	28	12	3	30	42	63
<b><i>College Years</i></b>							
Four-year	54	35	9	6	30	46	65
Two-year	45	7	14	3	38	21	38
<b><i>Parishes</i></b>							
Parish	55	28	11	3	25	42	60
Non-parish	43	32	6	7	31	38	55

- Sites most likely to report having at least one diocesan priest on staff are at a parish, are outside of the West, are associated with campuses with enrollments between 5,000 and 19,999, are at four-year campuses, and are associated with non-Catholic colleges and universities.
- Sites most likely to report having at least one religious priest on staff are in the West, are associated with campuses with enrollments of 20,000 or more, are at four-year campuses, and are associated with Catholic colleges and universities.

- Sites most likely to report having at least one permanent deacon on staff are in the South, are associated with campuses with enrollments of 20,000 or more, are at two-year campuses, are parish-based, and are associated with public colleges and universities.
- Sites most likely to report having at least one religious brother on staff are associated with Catholic colleges and universities.
- Sites most likely to report having at least one religious sister on staff are in the Northeast, are at a two-year campus, and are associated with Catholic colleges and universities.
- Sites most likely to report having at least one lay man on staff are in the Midwest, are associated with campuses with enrollments of 5,000 or more, are at a four-year campus, and are associated with Catholic colleges and universities.
- Sites most likely to report having at least one lay woman on staff are outside of the Northeast, are associated with campuses with enrollments between 10,000 and 19,999, are at a four-year campus, and are associated with Catholic colleges and universities.

### Work Status of Different Types of Staff Members

Each site indicated the work status of their staff members. The table below indicates the average percentage of those within each type that are either paid full-time employees, paid part-time employees, or volunteers. These percentages are based only on those sites that indicated that they had at least one staff member of the type listed.

<b>Types of Staff Members: Average Percentage in Each work Status Category</b>			
	<b>Paid full-time</b>	<b>Paid part-time</b>	<b>Volunteers</b>
Diocesan priest	50%	32%	17%
Religious priests	51	25	23
Permanent deacons	18	24	58
Religious brothers	48	18	34
Religious sisters	69	19	12
Lay men	45	19	36
Lay women	46	26	28

- Religious sisters and both diocesan and religious priests are the most likely to be full-time paid employees.
- On average, half of diocesan priests on campus ministry staffs are paid full-time employees, a third are employed part-time and one in six volunteer. On average, about half of religious priests on staff are paid full-time employees, a quarter are employed part-time, and nearly a quarter volunteer.
- On average, permanent deacons are the least likely to be paid full-time campus ministry staff members. Instead, almost six in ten serve on staff as volunteers and a quarter are employed part-time.
- On average, about half of religious brothers are paid full-time employees, less than two in ten are employed part-time and about a third are volunteers.
- On average, religious sisters are the most likely to be paid full-time employees on a campus ministry staff. Two in ten are employed part-time and just more than one in ten serve as volunteers.
- Just under half of the lay women and men serving on campus ministry staffs are paid full-time employees. The men are more likely than the women to be serving as a volunteer rather than in a part-time paid capacity.

### Student Staff Members

Respondents were asked to provide information about the proportion of their professional/ministerial staff that has either undergraduate or graduate student status. Responding campus ministry sites more often have undergraduate students on staff than graduate students.

<b>Campus Ministry Staff Profiles: Undergraduate and Graduate Students on Staff</b>			
		<b>Average</b>	<b>Median</b>
Total student staff members		1.2	1.0
	<b>Percentage of sites with each type of student staff</b>	<b>Average*</b>	<b>Median*</b>
Undergraduate students	17%	4.8	2.0
Graduate students	10	2.5	1.0
* Of sites reporting that they have student staff members.			

- On average, there is one student on all responding campus ministry professional/ministerial staffs.
- One in six sites have at least one undergraduate student on staff. On average, almost five undergraduate students are on staff at these sites. Three percent are paid full-time employees, 66 percent are employed part-time, and 31 percent are volunteers.
- One in ten sites have at least one graduate student on staff. On average, between two and three graduate students are on the staff of these sites. Twenty-eight percent of these graduate students are paid full-time employees, 49 percent are employed part-time, and 23 percent are volunteers.